



Central Michigan District Health Department

Promoting Healthy Families, Healthy Communities



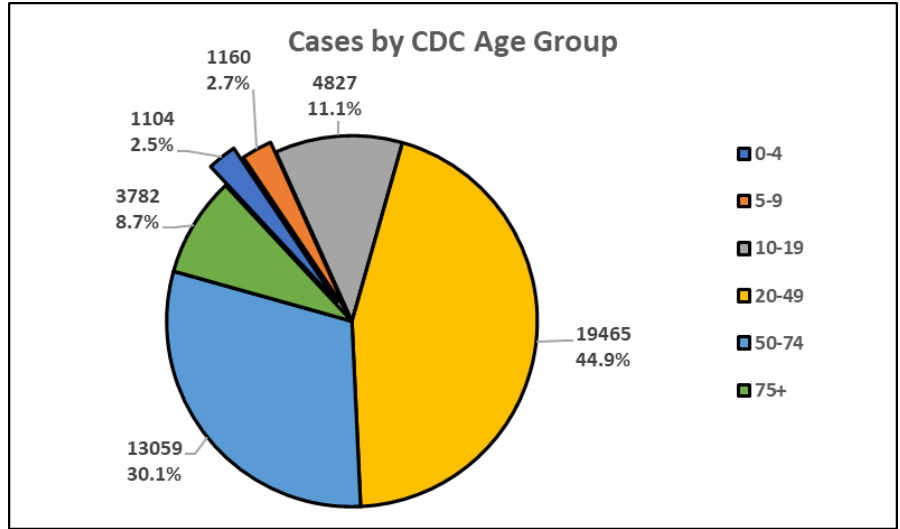
Jennifer Morse, MD, MPH, FAAFP
Medical Director

Steve Hall, RS, MS
Health Officer

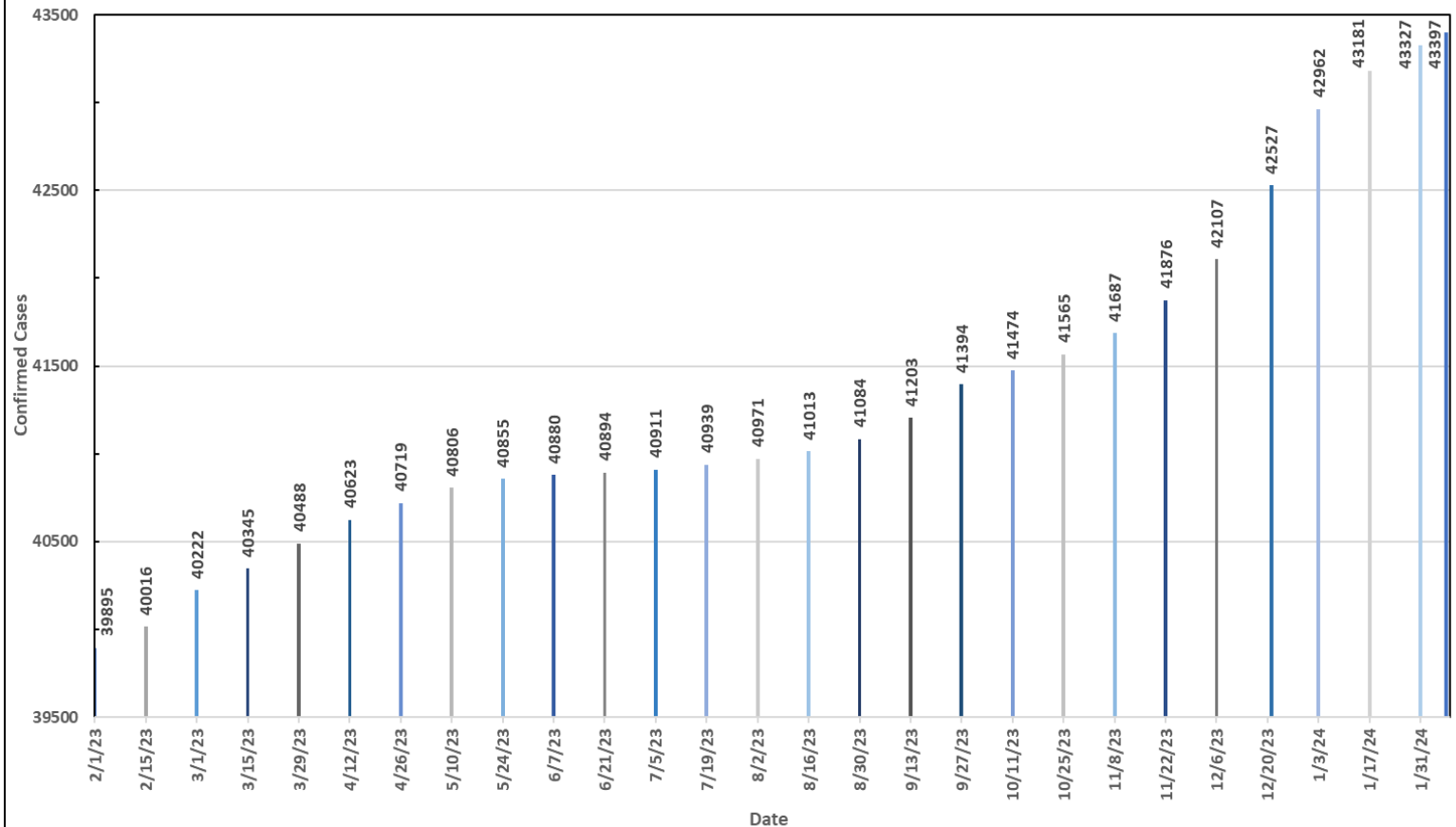
Coronavirus (COVID-19) Data & Statistics

Data is current 2/7/2024. This data will be updated once a week on Wednesdays.

| Cases by CDC Age Group | | |
|------------------------|--------------|---------------|
| Age Group | Frequency | Percent |
| 0-4 | 1104 | 2.5% |
| 5-9 | 1160 | 2.7% |
| 10-19 | 4827 | 11.1% |
| 20-49 | 19465 | 44.9% |
| 50-74 | 13059 | 30.1% |
| 75+ | 3782 | 8.7% |
| Total | 43397 | 100.0% |



CMDHD Cumulative Confirmed COVID-19 Cases (43397)





Central Michigan District Health Department

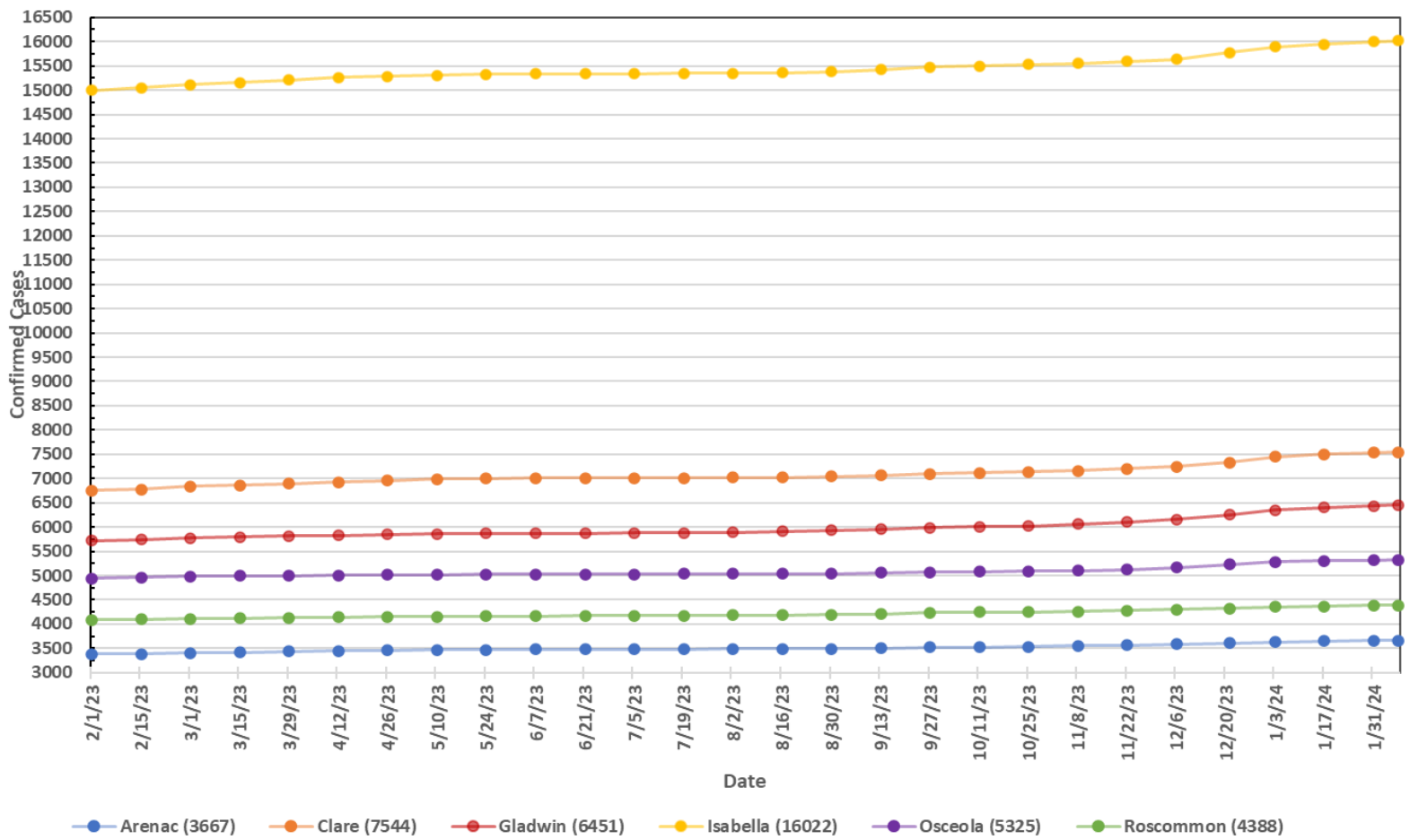
Promoting Healthy Families, Healthy Communities



Jennifer Morse, MD, MPH, FAAFP
Medical Director

Steve Hall, RS, MS
Health Officer

CMDHD COVID-19 Confirmed Cases By County
*Data Current as of 2/7/2024



| Cases by County | | |
|-----------------|-----------|---------|
| County | Frequency | Percent |
| Arenac | 3667 | 8.4% |
| Clare | 7544 | 17.4% |
| Gladwin | 6451 | 14.9% |
| Isabella° | 16022 | 36.9% |
| Osceola | 5325 | 12.3% |
| Roscommon | 4388 | 10.1% |

| Total Hospitalizations by County | |
|----------------------------------|----------------|
| County | Admitted/Total |
| Arenac | 119 |
| Clare | 191 |
| Gladwin | 173 |
| Isabella | 219 |
| Osceola | 146 |
| Roscommon | 152 |
| Total | 1000 |

°Isabella's case numbers include cases investigated in Isabella County but have different permanent addresses elsewhere, leading to slightly higher numbers here than from the state.



Central Michigan District Health Department

Promoting Healthy Families, Healthy Communities



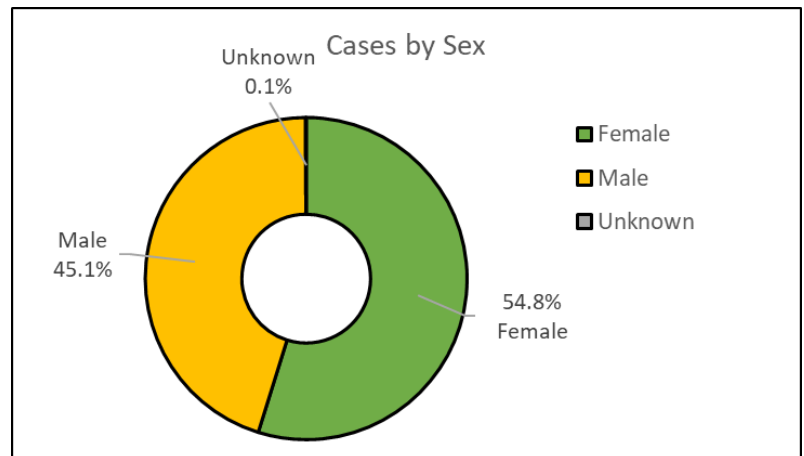
Jennifer Morse, MD, MPH, FAAFP
Medical Director

Steve Hall, RS, MS
Health Officer

| Cases by CDC Age Group | | |
|------------------------|--------------|---------------|
| Age Group | Frequency | Percent |
| 0-4 | 1104 | 2.5% |
| 5-9 | 1160 | 2.7% |
| 10-19 | 4827 | 11.1% |
| 20-49 | 19465 | 44.9% |
| 50-74 | 13059 | 30.1% |
| 75+ | 3782 | 8.7% |
| Total | 43397 | 100.0% |

| Cases by Sex | | |
|--------------|--------------|---------------|
| Sex | Frequency | Percent |
| Female | 23807 | 54.9% |
| Male | 19566 | 45.1% |
| Unknown | 24 | 0.1% |
| Total | 43397 | 100.0% |

| Cases by Zip Code~ | | | |
|--------------------|-------------|----------|-------------|
| Zip Code | Total Cases | Zip Code | Total Cases |
| | | 48750 | <5 |
| | | 48756 | <5 |
| 48610 | 475 | 48763 | 45 |
| 48612 | 2329 | 48765 | 128 |
| 48613 | 20 | 48766 | 281 |
| 48616 | <5 | 48804 | 43 |
| 48617 | 2173 | 48829 | 5 |
| 48618 | 180 | 48858 | 11118 |
| 48622 | 1754 | 48859 | 120 |
| 48624 | 3793 | 48877 | 24 |
| 48625 | 3012 | 48878 | 256 |
| 48627 | 45 | 48880 | 53 |
| 48628 | 63 | 48883 | 1281 |
| 48629 | 1310 | 48893 | 1169 |
| 48630 | 26 | 48896 | 32 |
| 48632 | 1154 | 49305 | 16 |
| 48633 | 42 | 49310 | 388 |
| 48650 | 106 | 49338 | <5 |
| 48651 | 808 | 49340 | 153 |
| 48652 | 232 | 49631 | 1318 |
| 48653 | 1377 | 49639 | 481 |
| 48656 | 773 | 49655 | 559 |
| 48658 | 1234 | 49665 | 679 |
| 48659 | 704 | 49677 | 1538 |
| 48677 | <5 | 49679 | 272 |
| 48703 | 605 | 49688 | 510 |
| 48749 | 284 | Unknown | 360 |



~Only zip codes with 1 or more cases are shown. Zip codes less than 5 cases are noted by "<5" to protect potentially identifiable information. Zip codes can cross county lines and might not match the county case data above.