



Central Michigan District Health Department

Promoting Healthy Families, Healthy Communities



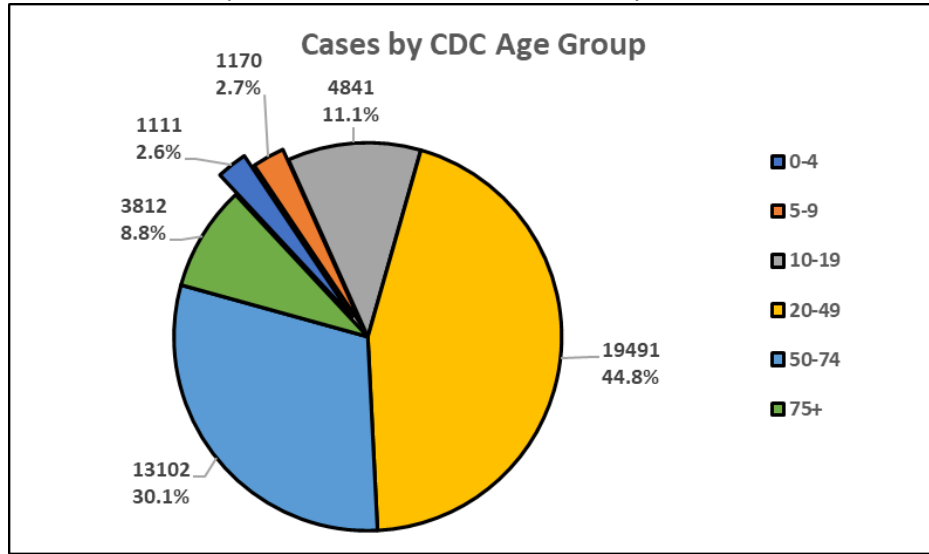
Jennifer Morse, MD, MPH, FAAFP
Medical Director

Steve Hall, RS, MS
Health Officer

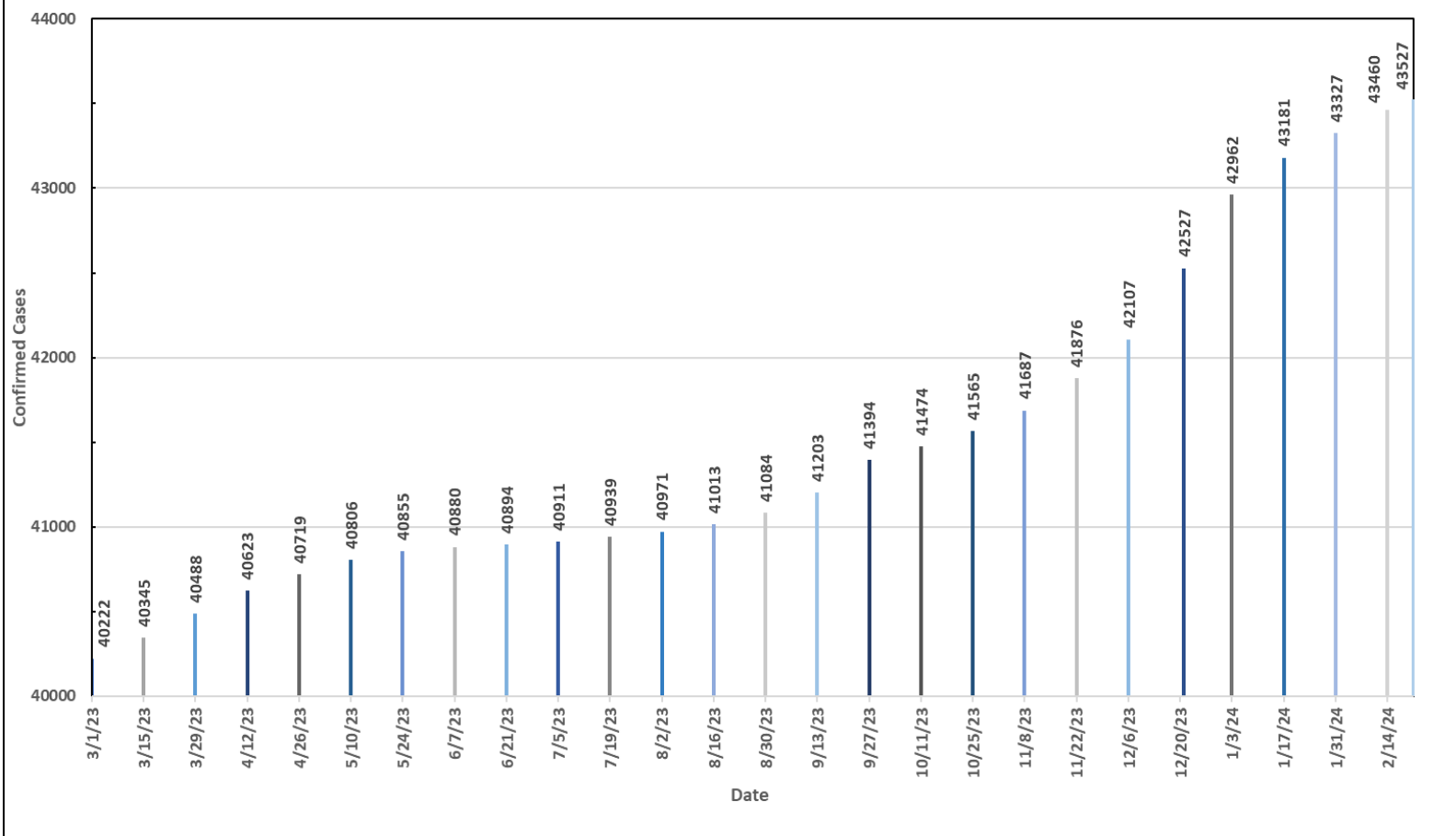
Coronavirus (COVID-19) Data & Statistics

Data is current 2/21/2024. This data will be updated once a week on Wednesdays.

Cases by CDC Age Group		
Age Group	Frequency	Percent
0-4	1111	2.6%
5-9	1170	2.7%
10-19	4841	11.1%
20-49	19491	44.8%
50-74	13102	30.1%
75+	3812	8.8%
Total	43527	100.0%



CMDHD Cumulative Confirmed COVID-19 Cases (43527)





Central Michigan District Health Department

Promoting Healthy Families, Healthy Communities

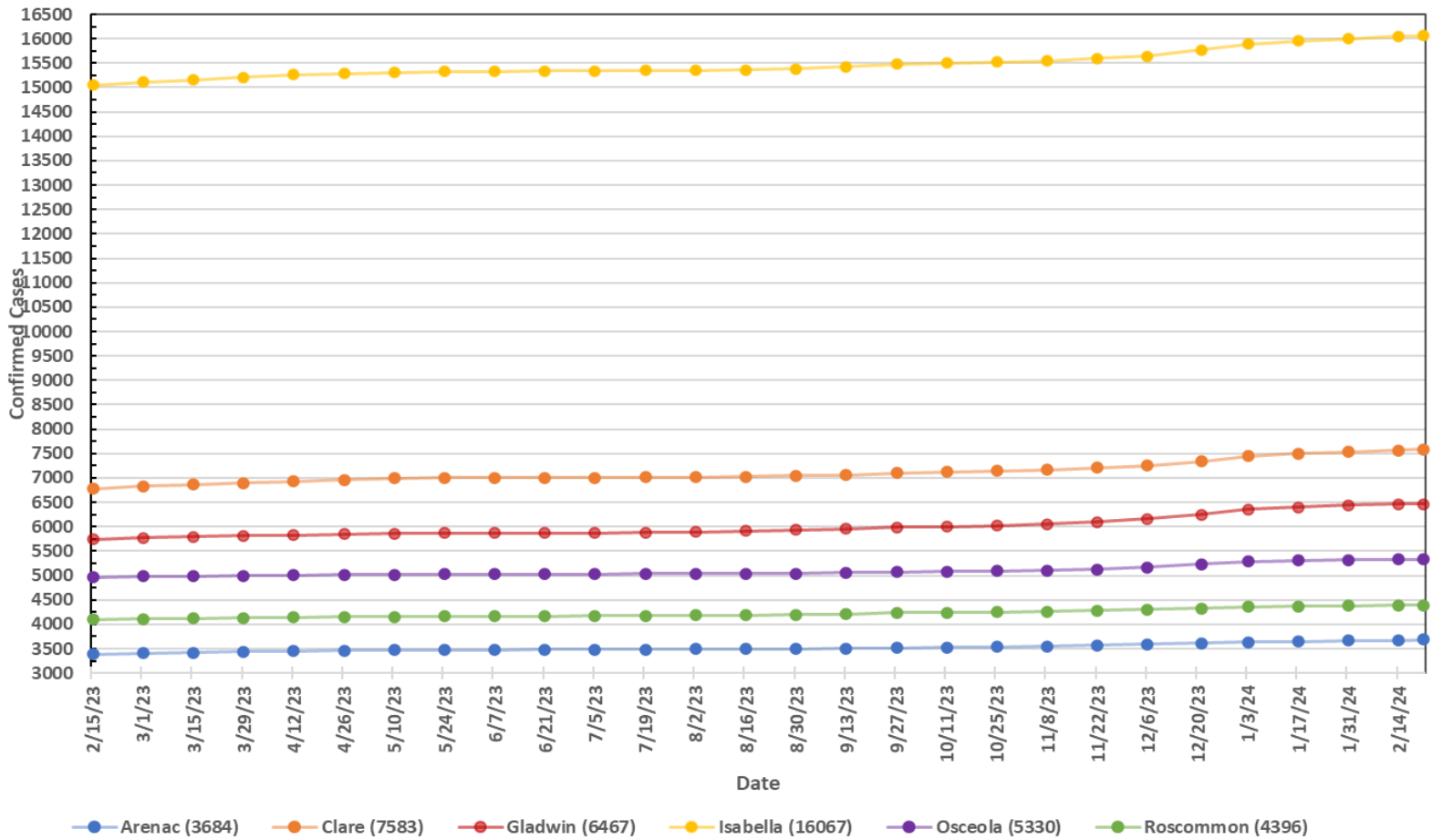


Jennifer Morse, MD, MPH, FAAFP
Medical Director

Steve Hall, RS, MS
Health Officer

CMDHD COVID-19 Confirmed Cases By County

*Data Current as of 2/21/2024



Cases by County		
County	Frequency	Percent
Arenac	3684	8.5%
Clare	7583	17.4%
Gladwin	6467	14.9%
Isabella ^o	16067	36.9%
Osceola	5330	12.2%
Roscommon	4396	10.1%
Total	43527	100.0%

Total Hospitalizations by County	
County	Admitted/Total
Arenac	120
Clare	191
Gladwin	173
Isabella	219
Osceola	146
Roscommon	152
Total	1001

^oIsabella's case numbers include cases investigated in Isabella County but have different permanent addresses elsewhere, leading to slightly higher numbers here than from the state.



Central Michigan District Health Department

Promoting Healthy Families, Healthy Communities

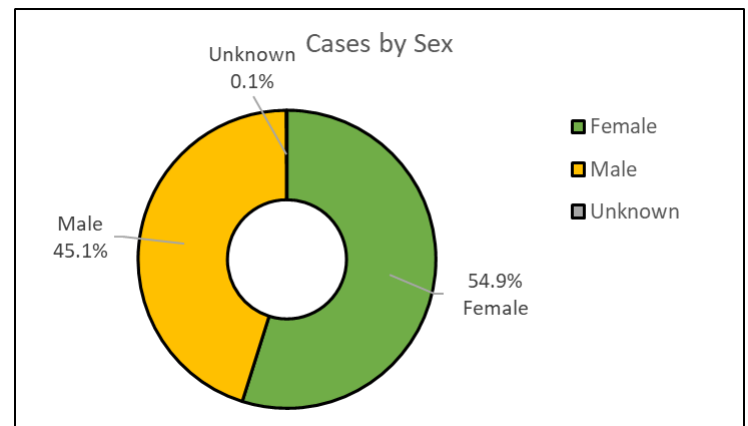


Jennifer Morse, MD, MPH, FAAFP
Medical Director

Steve Hall, RS, MS
Health Officer

Age Group	Frequency	Percent
0-4	13	1.3%
5-9	1	0.1%
10-19	7	0.7%
20-49	123	12.3%
50-74	427	42.7%
75+	130	13.0%
Total	1001	100%

Sex	Frequency	Percent
Female	23879	54.9%
Male	19624	45.1%
Unknown	24	0.1%
Total	43527	100.0%



Zip Code	Total Cases
48750	<5
48756	<5
48763	47
48765	129
48766	282
48804	43
48829	5
48858	11144
48859	120
48877	24
48878	359
48880	53
48883	1285
48893	1170
48896	32
49305	16
49310	391
49338	<5
49340	155
49631	1322
49639	481
49655	559
49665	679
49677	1539
49679	272
49688	510
Unknown	360

~Only zip codes with 1 or more cases are shown. Zip codes less than 5 cases are noted by "<5" to protect potentially identifiable information. Zip codes can cross county lines and might not match the county case data above.